

**Viega Easytop**

System fittings  
for all application areas.



**viega**

# CONTENTS

4

The optimised Viega Easytop system: Easytop system fittings.

8

Viega Easytop system fittings: Suitable for all application areas.

9

Viega Easytop circulation regulation valve: One valve – two functions.

10

Viega Easytop slanted seat valves:  
All features optimised, from the smallest detail to XL dimensions.

12

Viega Easytop mounting units:  
Optimally equipped for every type of supply requirement.



14

Viega Easytop system ball valves:  
Individually and economically a well-rounded solution.

18

Viega Easytop concealed free-flow valve:  
Premium technology for storey levels – perfectly dimensioned and flexible to use.



20

Viega Easytop domestic water meter unit:  
The unit with endless benefits.

22

AquaVip circulation regulation valve, electronic  
The new integrated circulation regulating valve.

24

Viega Easytop accessories: Perfectly equipped to master all tasks.

26

Viega Easytop: The product range.





## The optimised Viega Easytop system

# EASYTOP SYSTEM FITTINGS.

The matching shut-off valve for every area of application.

The Easytop system fittings match both the metal and plastic press connector systems from Viega. In addition to slanted seat valves, KRV valves and backflow preventers, the wide range of Easytop components also comprises ball valves. Premium materials, the proven SC-Contur feature and optimised sealing concepts ensure maximum safety and functionality. In addition, the system fittings have a direct press connection: D15–54 for metal press connector systems and D16–63 for plastic press connector systems.

### Mastering highest requirements ...

Planning a potable water system is a pretty challenging task, not only regarding the material but also for the involved trade professionals. The Potable Water Ordinance (PWO) defines the minimum requirements for water intended for human consumption and specifies mandatory limit values at draw-off points applicable to hot as well as cold water. All parts and components must comply with the generally accepted codes of practice. The label of a recognized inspection authority – e.g. DIN-DVGW, DVGW or GS label – confirms that this precondition is met.

### .... without any stress

The integrally moulded system press connections allow you to combine the Easytop system fittings with all Viega press connector systems: Sanpress Inox, Sanpress, Profipress or Raxofix. There is no need for sealed adapters, ensuring maximum safety for the entire potable water installation. The materials used correspond to the materials recommended in the White List for Metal Materials by the German Federal Environmental Agency and comply with the regulations of the DVGW (German association for gas and water) Worksheet W270 including a KTW (plastic water lines) recommendation, DIN EN 1213: 1999 (fittings group I) and DIN 50930-6/ DIN EN 1982.






The optimised Viega Easytop system

# EASYTOP SYSTEM FITTINGS – DEVELOPED TO FULFIL ALL REQUIREMENTS.

Pipeline fittings are certainly a basic standard in everyday work. However, this does not mean that the standard cannot be raised to new levels. The latest generation of Easytop system fittings, for example, impresses with technical optimisation and practical adjustments to the design.



**1** Easytop slanted seat valve

**2** Easytop mounting unit

**3** Easytop extraction valvel

**4** Easytop circulation regulation valve S/E

**5** Easytop Inox ball valve

**6** Easytop concealed free-flow valve

**7** Easytop ball valve with  
Raxofix press connections

**8** Easytop ball valve with  
Sanpress press connections

**9** Electronic circulation regulating valve



The tried-and-tested Viega SC-Contur

### Technical details

Made of corrosion-resistant stainless steel, the full functionality of all Easytop system fittings is ensured at all times. The completely novel, innovative sealing concept of the system valves furthermore protects the valve plate seal from damage caused by excessive pressing forces. The optimised sealing concept of the system ball valves ensures smooth actuation over their full service life.

### Hands-on benefits

The ergonomically designed hand-wheels are easier to grip; thanks to the non-rising valve spindle, they are also easy to actuate in confined installation situations. The signal colour of the position indicator clearly shows whether the valve is open or closed, even seen from a distance. The new ergonomic plastic T-shaped actuating lever can be replaced by a metal T-shaped or metal L-shaped lever to match the conditions of the respective application. This ensures premium flexibility even in confined installation situations.

### Time-tested versions

Whether made of silicon bronze, gunmetal or stainless steel: The broad product range with different versions

meets all requirements and caters to all installation preferences – for fans of instant pressing as well as for those who prefer conventionally tightened connections. The Easytop system fittings come with a wide choice of accessories such as insulating shells, drainage valves and extensions as well as pressure loss optimisation. It goes without saying that they meet all national and international standards and regulations.

### Central leakage test

Viega guarantees the reliability of the dry central leakage test, provided that all fittings and connectors in the installation are equipped with Viega SC-Contur. The tested SC-Contur guarantees that inadvertently unpressed connection points are revealed. That means that in the dry leakage test, the pressure will drop from 22 hPa to 0.30 MPa over the entire pressure range. If the leakage test is carried out with water in a pressure range from 0.10 to 0.65 MPa, the water will leak out at any inadvertently unpressed connection points. Unpressed connections can be re-pressed instantly.



The wide range of system press connectors of the Easytop system fittings range is easy to combine with the Viega press connector systems.



### TESTED AND CERTIFIED SAFETY

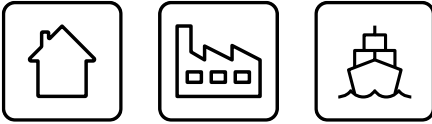
Easytop system fittings can be used for all types of potable water in acc. with the PWO and DIN 50930-6 and are DVGW certified. Their plastic components comply with the KTW recommendation, the UBA Elastomer Guideline and the requirements of the DVGW Worksheet W 270. The Easytop system valves furthermore meet the requirements of DIN EN 1213:1999 and DIN 3502, and the Easytop system ball valves meet the requirements of DIN EN 13828.

# Viega Easytop system fittings

## SUITABLE FOR ALL AREAS OF APPLICATION.

### Wide product range

With their large selection of articles, Viega Easytop system fittings not only offer components for residential use but also for installations in industrial and plant engineering and shipbuilding.



### Total commitment

Easytop is superior not only in respect to the fields of use but also to the type of applications. Drinking water installations, heating, compressed air or technical gases: With Easytop system fittings, the user benefits from top quality and an extremely long service life, combined with excellent economic efficiency – regardless of what medium flows through them.



**1** Easytop Sanpress Inox ball valve with SC-Contur  
Model: 2370



**2** Easytop ball valve with SC-Contur and metal handle  
Model: 2275



**3** Easytop ball valve with SC-Contur, drainage, Easytop thermometer set and red media marking  
Model: 2275.3



**4** Easytop ball valve with SC-Contur, drainage, Easytop thermometer set, and blue media marking  
Model: 2275.3



**5** Easytop ball valve with SC-Contur and blue protective cap for media marking and insulation sleeve on the handle  
Model 2275CO



**6** Easytop ball valve with SC-Contur and red protective cap for media marking and insulation sleeve on the handle  
Model 2275CO



## Viega Easytop circulation regulation valve

# ONE VALVE – TWO FUNCTIONS.



1. Setting range:  
40 ° to 65 °C
2. Control unit
3. Holder for:
  - Drainage valve
  - Thermometer
  - Temperature sensor
4. Dimensions/  
connections:
  - Press connections  
15 to 22 mm
  - Thread  
G ¾ and G 1
5. Shut-off:  
Ball valve
6. Adjustment:
  - I: Storey regulation,  
minimum volume  
flow 0.042 m³/h
  - II: Circulation regulation,  
minimum volume  
flow 0.060 m³/h
  - t. D.: Thermal disinfection  
0.720 m³/h

### Regulates the volumetric flow

In hot water circulation pipes, the Easytop circulation regulation valve S/E helps to provide constant water temperatures at every draw-off point. It opens and closes automatically to regulate the volumetric flow depending on the water temperature in the circulation pipe. As a result of the silicon bronze material, the circulation regulation valve can be used with all types of potable water. In all Viega installation systems, it is integrated in the installation quickly and safely using press connections for 15, 18 or 22 mm, or screw fittings in G ¾ and G 1 for plastic piping systems.

### Fit for all types of applications

Installation is possible in both the riser pipe and on the storey. Installation on the storey level is done in connection with a static circulation regulation valve in the riser pipe. By selecting the operating mode, it is possible to define the installation situation in a riser pipe or on the storey and set the manual thermal disinfection. At the control unit, the temperature can be infinitely adjusted from 40 °C to 65 °C in a simple process.



Actuator set  
for controlling  
the circulation  
regulation valve  
Model: 1013.8



Thermometer  
Model: 1026.6



Matching  
insulating shell  
for the thermal  
circulation  
regulation valve  
Model: 2210.50



Combination of  
thermometer and  
drainage valve  
Models:  
2278.8/1026.6



Static circulation  
regulation valve  
Model: 2282



Matching  
insulation shell for  
static circulation  
regulating valve  
Model: 2210.35

## Viega Easytop slanted seat valves

ALL FEATURES OPTIMISED,  
FROM THE SMALLEST DETAIL  
TO THE XL DIMENSIONS.





**Easytop slanted seat valve with sealing concept according to the principle of secondary force connection**



**Easytop CRV slanted seat valve**



**Easytop backflow preventer**

**Flexible and easy to connect**


You plan, Easytop adapts: Viega Easytop system valves are available from DN 15 to DN 100. Equipped with a fixed flange connection according to DIN EN 1092-1, the Easytop XL valves are optimally suited for connection to the Sanpress Inox system or the Sanpress and Profipress systems. Matching flange adapters are available in stainless steel or gunmetal. Easytop valve tops of all dimensions and connection types are equipped with replaceable media marking. They are free of dead space and back-sealing.

**Internal values – technical aspects**

The Easytop slanted seat valve is available in different designs: as a slanted seat valve, as a slanted seat valve combined with a backflow preventer, or as a backflow preventer only. For the material, choose between gunmetal and stainless steel. All versions come with corrosion-resistant valve plate units made of high-quality stainless steel, and with a novel innovative sealing concept. To avoid strain on the valve plate seal due to excessively high pressing or torsional forces, the seal integrated in the valve plate is pressed straight onto the valve seat. Here, the valve plate rim acts as a metal stop and prevents an excessive force from acting on the valve plate seal.

**Absolutely convincing – ergonomics, design, accessories**


Thanks to the rounded handwheel, the new valve tops of the Easytop slanted seat valves are ergonomic and thus comfortable to operate. The drain plug is readily accessible, and the signal colour of the new position indication clearly shows whether the valve is open or closed, even seen from a distance. The EnEV compliant insulating shells made of premium EPP insulating material are self-adhesive and thus particularly easy to mount; they have convenient predetermined breaking points for installation of a drainage valve.



**Principle of primary force connection**

**Principle of primary force connection**

- The seal is “pressed” onto the valve seat
- Increased wear
- The force acts directly on the seal



**Principle of secondary force connection**

**Principle of secondary force connection**

- The seal lies in a recess in the valve plate
- The valve plate rim acts as a mechanical stop at the valve seat
- The seal “only” ensures leak tightness




**Easytop valve top with ergonomic handwheel, integrated media marking, and position indication in signal colour**



**Matching EnEV compliant insulating shell**

## Viega Easytop mounting units

# OPTIMALLY EQUIPPED FOR EVERY TYPE OF SUPPLY REQUIREMENT.



### A modular system you can build on

With the flexible Easytop mounting unit, the specific requirements of all supplier units can be easily implemented without the need for additional components. The “Ordinance on the General Terms and Conditions for the Supply with Water” requires the water utility companies to use calibrated water meter systems to verify the customers’ water consumption. The calculated consumption is the basis for the amount invoiced to the customer.

Water meters can be mounted horizontally or vertically, depending on their design. The information on the installation position is shown on the water meters with the upper-case letters H (horizontal) or V (vertical). By means of a setting screw, the water meter bow can be set quickly and easily to the meter volume Qn 2.5 (Q3=4.0 m<sup>3</sup>/h), Qn 6.0 (Q3=10 m<sup>3</sup>/h) and Qn 10 (Q3=16 m<sup>3</sup>/h).

### Easy installation

Just a few simple assembly steps are required to adjust the Easytop water meter bows and mounting units to the situation on site. The mounting bracket is depth-adjustable, making mounting to uneven walls possible. Thanks to their flexible equipment and fixing, Easytop mounting units always provide for a professional, comfortable transition from the house service connection to the Viega building installation system.



Easytop mounting units for vertical and horizontal mounting



Easytop slanted seat valve with SC-Contur  
Model: 2230.52



Easytop CRV slanted seat valve, with Rp-thread on both sides  
Model: 2230.92



Easytop slanted seat valve, with Rp-thread on both sides  
Model: 2230.53



Easytop mounting unit  
Model: 2230.10

**Safe in the long term**

Pursuant to DIN 1988, UBA White List, DIN EN 13502 and VDI/DVGW Directive 6023, the quality of the potable water must already be taken into consideration during the planning phase. Viega Easytop valves can be used for all types of potable water. The materials

used are food-safe, hygienic, and permanently comply with the law (they are in compliance with the PWO and DIN 50930-6 as well as the KTW recommendation and the requirements of the DVGW Worksheet W270, and they are DVGW certified).

## Viega Easytop system ball valves


# INDIVIDUALLY AND ECONOMICALLY A WELL-ROUNDED SOLUTION.



With matching accessories for every area of application

### Sophisticated handling

With its ergonomic design, the new T-shaped actuating lever not only provides for easier, more comfortable operation of the ball valve but also saves valuable space. Furthermore, the actuating handle offers the possibility of integrating a thermometer directly into the installation – without any additional effort.



### Easy to extend

It goes without saying that the portfolio also comprises insulating shells of a high-quality, EnEV compliant EPP insulation material which match the ball valves from the Easytop product range. Insulation and actuating lever are perfectly adapted to each other to ensure comfortable operation of the ball valves, even when they are enclosed in the insulating shell.

### Reliable safety

Whether made of high-quality silicon bronze or long-lived stainless steel, all system ball valves have a stainless steel shut-off unit and are suitable for all potable water and heating installations as well as industrial and plant engineering. Equipped with the patented SC-Contur, the Viega Easytop system ball valves with direct press connection guarantee premium safety already during mounting.

### Premium technology

The latest manufacturing technologies and state-of-the-art systems guarantee top quality. The actual actuating torques, for example, are significantly better than those specified in DIN EN 13828. Future-safe materials with a long service life and a sealing concept adjusted to the casing and the shut-off unit provide optimum functional safety, even under the most extreme conditions.

### Fit for unlimited use

Easytop system ball valves are extremely versatile. They can be used, for example, as simple maintenance fittings or to shut off individual devices, riser pipes or entire storey connection pipes. Even industrial and plant engineering, for example, process plants operated with nitrogen, argon or under vacuum, can utilise Easytop ball valves. The delivery includes differently coloured plastic caps as media markings for the actuating lever to give a perfect overview over these many areas of application. They allow the marking of hot water, cold water or special media at a glance.



Insulating shell for Easytop ball valves



Easytop Sanpress Inox ball valve

# Easytop ball valve with SC-Contur and insulation sleeve PREVENTS CONDENSATION AND SAVES ENERGY WITHOUT AFFECTING THE ACTUATION.



1. Interchangeable media marking
2. T-shaped actuating lever made of plastic
3. EPDM sealing elements
4. Insulation sleeve
5. Ball valve housing made of silicon bronze
6. Sanpress press connection with SC-Contur

When it comes to refrigeration installations, special attention should be paid to corrosion protection and proper insulation of pipelines, connectors and fittings. The high temperature gradient between the conveyed medium and the surrounding room air quickly results in the formation of condensation water. This not only leads to an increased risk of corrosion but also to more energy loss.

The Easytop ball valve 2275CO has an insulation sleeve on the handle and thus enables the used insulation to be bonded tightly – without impairing functionality and ease of operation.



**Easytop ball valve  
with insulation sleeve  
Model: 2275CO**



## THE BEST CHOICE FOR ALL APPLICATIONS

### Areas of application

- Industrial units
- Potable water systems
- Heating and cooling systems
- Shipbuilding

### Features

- T-shaped actuating lever incl. insulation sleeve
- Insulation can be bonded on the insulation sleeve and thereby prevent condensation
- High-quality materials such as silicon bronze and stainless steel
- Maintenance-free selector shaft
- Available in the sizes 15–54 mm
- Tried-and-tested Viega SC-Contur



# Easytop ball valve three-piece with Megapress press connections FOR HIGH REQUIREMENTS AND THE HIGHEST STANDARDS IN INDUSTRY.



1. ISO flange for drives
2. Stainless steel actuating lever, lockable
3. EPDM or FKM sealing elements
4. Shut-off valve, removable
5. Free flow/full port  
(without cross-section narrowing)
6. Ball valve housing, shut-off unit and selector shaft made of stainless steel
7. Megapress press connections for thick-walled steel pipes in threaded pipe quality acc. to DIN EN 10255 as well as in boiler pipe quality acc. to DIN EN 10220/10216-1 and DIN EN 10220/10217-1



Shut-off valves are an important component in pipeline systems. Three-piece ball valves are excellently suited especially for application in industrial areas. The quick mounting, uncomplicated maintenance and the tried and tested SC-Contur positively impact safety and economy. The three-piece Megapress ball valves supplement the Megapress product range. Compared to welded, threaded or flanged connections, up to 60% of mounting time can be saved with the connection technology.



Three-piece ball valve with EPDM sealing elements  
Model: 4275.8



Three-piece ball valve with FKM sealing elements  
Model: 4375.8



Three-piece XL ball valve with FKM sealing elements  
Model 4275.8XL



## ECONOMICAL AND USER-FRIENDLY

- Stainless steel shut-off unit
- Full straight-through form/full port
- Replaceable PTFE sealing elements (in the shut-off valve)
- Tried-and-tested Viega SC-Contur
- Lockable stainless steel actuating lever
- Iso flange adapter for mounting electrical actuators
- Dimensions from ½ to 4 inches
- Max. operating temperature EPDM 110 °C/ FKM 140 °C
- Max. operating pressure 1.6 MPa (16 bar)

## Viega Easytop concealed free-flow valve

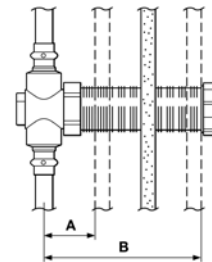
# PREMIUM QUALITY FOR THE STOREY LEVEL ...



Easytop concealed free-flow valve with SC-Contur  
Model: 2278.5



Easytop concealed free-flow valve with Raxofix press connection and SC-Contur  
Model: 5340



A: min. 43 mm  
B: max. 130 mm

### Utmost safety

Shutting off storey or apartment units? No problem with the Easytop concealed free-flow valve. With its premium silicon bronze valve casing and a maintenance-free upper part without dead spaces, equipped with a shut-off unit whose water contacting surface is made of EPDM, the Easytop free-flow valve meets the specifications of the DVGW Worksheet W270, has received a KTW recommendation, and can be used with potable water of all types. It is available in sizes DN 15 and DN 20 and can optionally be retrofitted with a self-adhesive insulating shell made of EPP insulating material.

### Easy to mount

The Easytop concealed free-flow valves with their respective sets are suitable for front fixing – via the wall lead-in of the protective sleeve – or for rear mounting, for which a mounting bracket is screwed to the valve and attached, for example, to a fitting holder. They are sealed against the wall via a self-adhesive sealing flange at the wall front. Since the protective sleeve remains in the wall permanently, damage to the joints and tiles during final assembly is avoided. The protective cap guarantees that the valve is operative during the construction phase.

The Easytop free-flow valve can be installed in conventional masonry dry and wet walls, independently of the flow direction. Furthermore, it permits a variable installation depth of 43 to 130 mm.

### Maximum comfort

A quarter-turn is sufficient to close or open the Easytop free-flow valve completely. This provides for very short operating distances. The valve also covers the full cross section, keeping the pressure losses to a minimum. The 1-part shut-off cylinder with EPDM coating and integrally moulded spindle is identical for all valve sizes and is easy to replace if necessary.



Design of the Easytop concealed free-flow valve

## Viega Easytop concealed straight seat valve ... PERFECTLY DIMENSIONED AND FIT FOR FLEXIBLE USE.



**Easytop concealed straight seat valve with SC-Contur**  
Model: 2235.2



**Easytop concealed straight seat valve with SC-Contur and Raxofix press connection**  
Model: 5335.2



**Easytop concealed straight seat valve with Rp-thread**  
Model: 2235.3



**Easytop concealed straight seat valve with SC-Contur and Sanfix P press connection**  
Model: 2134.2

### Many benefits

The Easytop concealed straight seat valve combines the high quality of the free-flow valves and the Easytop valve tops in one component. With its base unit made of silicon bronze and the maintenance-free upper part without dead spaces, it can be used for all types of potable water. Valve seat and valve plate unit are made of premium stainless steel; the non-rising spindle can be actuated from the front; and all non-metal water contacting components comply with the KTW recommendation.

### Versatile use

The straight seat valve is suitable for a wide range of applications thanks to the nominal widths ranging from DN 15 to DN 25, the Sanpress connections for metal systems, Sanfix P and Raxofix connections for plastic systems, and the threaded connection. Only the flow direction has to be observed during assembly.



**Design of the Easytop concealed straight seat valve**

## Viega Easytop domestic water meter unit

# THE UNIT WITH ENDLESS BENEFITS.



### Design and installation

The Easytop domestic water meter units comprise the concealed straight seat valve as well as an integrated holder for coax measuring capsules. Use, for example, the fixing set for mounting the straight seat valve from the front for fast and easy installation. You only have to pay attention to the flow direction. After completion of all masonry, painting and tiling work, the respective

equipment set and the water meter can be mounted. A blind flange ensures full functionality of the piping system before completion of the final assembly.

### Design and application

The Easytop domestic water meter unit is available as a single unit with or without insulating box, or as a double unit for hot and cold water. It is designed for a maximum temperature of 90 °C and an operating pressure of 10 bar. Choose between a 22 mm Sanpress connection or an Rp  $\frac{3}{4}$  internal thread.



**Easytop equipment set**  
Visign for More 104  
Model: 2236.10



**Easytop cap,**  
public building model  
Model: 2236.50



### Selection and options

Thanks to the extensive Viega accessories, the Easytop water meter units are fit for all areas of applications. The portfolio ranges from protective caps for use in public buildings to timeless

standard equipment sets to high-end design solutions. The equipment set from the multiple award-winning Visign line complements the excellent technology of the free flow and straight seat valves with their elegant design.

The media marking is flexible: The red and blue marks are easy to exchange.



**Easytop concealed domestic water meter unit without noise and heat insulation, with SC-Contur**  
Model: 2231.3



**Easytop concealed domestic water meter unit without noise and heat insulation, with Rp-thread**  
Model: 2231.4



**Easytop concealed domestic water meter unit, sound and heat insulated, with SC-Contur**  
Model: 2231.03



**Easytop concealed domestic water meter unit, sound and heat insulated, with Rp-thread**  
Model: 2231.13



**Easytop concealed domestic water meter unit, sound and heat insulated, with SC-Contur**  
Model: 2231.04



**Easytop concealed domestic water meter unit, sound and heat insulated, with Rp-thread**  
Model: 2231.14



## AquaVip circulation regulation valve, electronic

# THE AUTOMATIC HYDRAULIC COMPENSATION FOR PWC AND PWH.

With the new AquaVip electronic circulation regulation valve, Viega makes the commissioning of even extensive drinking water installations much easier: with automatic hydraulic balancing at the touch of a button. Regardless of the system size, only the target temperature has to be set on the display of the valve for potable water cold (PWC) or potable water hot (PWH).

### Ideal in existing buildings: set the temperature, done

The newly developed AquaVip electronic circulation regulation valve makes automatic hydraulic compensation especially easy in any installation. As a result of the electronic control with measuring sensor, only three steps are necessary: install, connect the power supply and set the target temperature. This makes the system an ideal choice especially in existing buildings, because it automatically adapts to the given conditions of the installation.

### Plug-and-play for immediate commissioning

Thanks to the OLED display, three-colour operating status LED and simple one-button operation, commissioning the AquaVip electronic circulation regulation valve is particularly simple and fast. As soon as the valve in the circulation pipe has started its work, it automatically implements the drinking water exchange depending on the set target temperature – it doesn't get any simpler.

## AUTOMATIC HYDRAULIC BALANCING IN THREE STEPS – THIS IS HOW IT'S DONE:



The main menu: closes and opens the valve and starts the automatic mode.



Second step: the choice between hot and cold water mode.



Just set the operating mode-specific target temperature from 4 to 80°C – done.



Prepared for remote parameterisation:  
The AquaVip controller makes it possible in the future.

### Problem solver in existing buildings

The new AquaVip electronic circulation regulation valve allows integration into any existing installation with exemplary efficiency. This is due, above all, to the outstandingly fast installation: no prior knowledge of the pipe routing is required to assemble and adjust the valve. Due to its compact design, the AquaVip electronic circulation regulation valve with its G $\frac{3}{4}$  male thread also physically fits in every circulation line. It offers precisely the same length as the thermal circulation regulation valve S/E from Viega. Changeover and assembly can thus be completed in the shortest possible time without having to make any changes to the installation.

### i

#### THE INSTALLATION AT A GLANCE

- No prior knowledge or calculations are necessary for installation
- Integrated drain option and closing function, connection of extraction valve possible
- Safe and fast installation thanks to marked connectors and G $\frac{3}{4}$  thread
- Splash-proof casing and automatic resetting for high operational safety
- Support of maximum hygiene through a design that is free of dead space and with minimal pressure loss
- Compact dimensions 85 x 32 x 11.8 mm



1. Electronic unit
2. Power supply
3. Integrated temperature sensor
4. Drainage valve connection
5. Water path
6. Thread G $\frac{3}{4}$

Maximum hygiene in minimum space: thanks to a design without dead space and the best materials.

## Viega Easytop accessories

# PERFECTLY EQUIPPED TO MASTER ALL TASKS.




### i

#### ALL BENEFITS AT A GLANCE

- Sampling fitting for any kind of sampling
- Two-part design – extraction valve permanently installed
- Actuation unit can be mounted without tools
- Base unit and outlet pipe 360° rotatable
- Extraction valve and outlet pipe made of stainless steel
- Sampling by manual actuator
- Alternative operation via air cock wrench
- Handwheel for accurate control of discharge volume
- Manipulation-proof
- Protection from water theft





**Checking the potable water hygiene made easy: with the Easytop extraction valve**


One of the strong points of the Easytop extraction valve: It allows you to take water samples under conditions comparable to those used in a laboratory. Thanks to the two-part system consisting of a stainless steel extraction valve and the universal gunmetal actuation unit, it is particularly economical because the actuation unit can be used at a large number of extraction points. Since the actuation unit is removable, it can easily be cleaned in an autoclave and furthermore effectively protects the system from water theft and manipulation.

Valve base body and outlet pipe are 360° rotatable, and the actuation unit can also be mounted in 45° steps. This ensures optimum vertical alignment for

sampling at all times. The extraction valve can be chemically and thermally disinfected on site.

**Two versions and one extension for easy draining**

The three new ball valve models have G 1/4 plugs on both sides, allowing drainage valves to be mounted, for example. Simple drainage valves are included in the delivery of these ball valves. If the Easytop slanted seat valves and the Easytop ball valves are additionally equipped with insulating shells, the drainage valves can be extended by using gunmetal or stainless steel extensions. This ensures that the Easytop system fittings can continue to be operated in any installation situation.




- 1. Actuation unit
- 2. Outlet pipe
- 3. Extraction valve 1/4 inch
- 4. Extraction valve 3/8 inch
- 5. Protective cap

## Viega Easytop

# THE PRODUCT RANGE.

The Viega Easytop product range is distinguished not only by its premium slanted seat valves and ball valves but also by the wide choice of accessories for clean and safe installation. Special components such as the mounting unit, the domestic water meter unit, or the circulation regulation valve round off the product range, offering one-stop premium quality for all types of applications. See below for an excerpt from the Easytop delivery program. For more details, refer to the product catalogue.





● 2275.6



● 2275.1



● 2275.7



● 2370



● 4275.8



● 4375.8



● 2275.94



● 5881.3



● 5841.11



● 5810.50



● 2223.3



● 2223.2



● 2281.7



● 2281.3



● 2235.2



● 5335.2



● 2134.2



● 2235.3



● 2231.3



● 2231.03



● 2231.04



● 2231.4



● 2231.13



● 2231.14



● 2236.10



● 2236



● 2236.50



● 2230.10



● 2230.70



● 2230.92



● 2230.52



● 2230.53

INT 814 755-9/23-32336-84 · We reserve the right to effect changes.



**Viega GmbH & Co. KG**

Viega Platz 1  
57439 Attendorn  
Germany

Phone +49 2722 61-0

[viega.com](http://viega.com)

